

STUDENTS-

Pearson log in for mathematics curriculum –

1. On district lab or district Windows computers – teachers and students are logged in automatically when working within the district.
2. On Chromebooks within the district and at home- it is required to enter a student ID and network password (the same password you use to log on to the computer).
 - At home set-up may require students to add everett\ID# as log in name



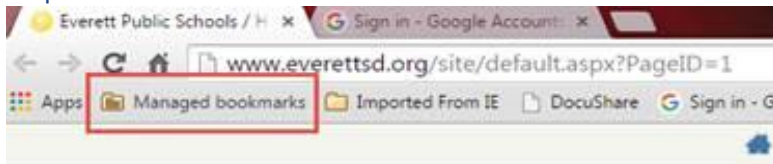
When “at school”- how to get there: Step by step directions are below.

With Chrome- at School

Step #1 – Select Chrome



Step #2 – Select MANAGED BOOKMARKS

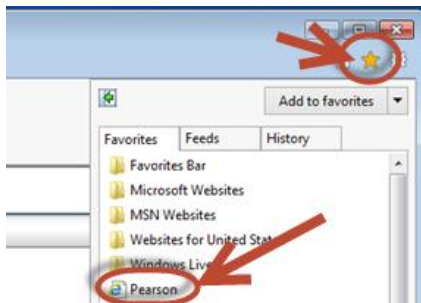


PEARSON will be on the drop down menu. You will need to log in with your ID and network password.

With Internet Explorer – at school

Step #1 – Select Internet Explorer browser

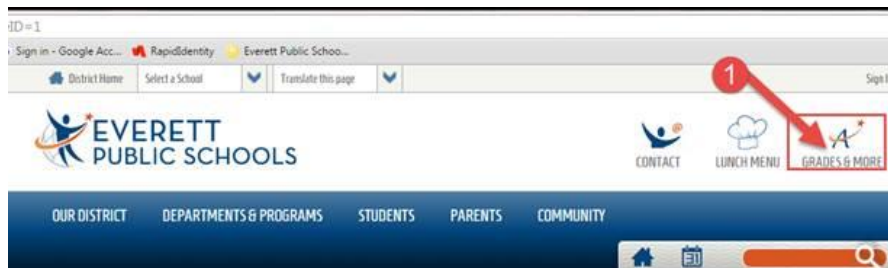
From the browser favorites menu – scroll until you find Pearson



Selecting this link on a windows computer will automatically log you in to Pearson EasyBridge. Once you've done this, you can select PEARSON SUCCESSNET from the menu on the right to access your class materials

When “at home”-

Select the Grades&More icon on any page of the district or school websites



Scroll until you see Pearson under the Curriculum and Instruction Tools along the right column of the LMS main page

LMS

- ★ Overview
- ★ LMS Professional Development Corner
- ☑ Parents
- ★ Students
- ★ Curriculum and Instruction Tools
- ☑ Elementary Staff
- ☑ Secondary Staff
- ★ Contact Information
- ★ Office Resources
- ★ Atomic Learning

Welcome to Learning Management Services

Click the icon/picture for the system that best matches your purpose.

All Levels K-12

- [Home Access Center](#)
- District/State Test scores
- Quick view attendance
- Update parent email and phone numbers
- Special Education (IEP)
- View discipline

Elementary grades are only available in print from the schools at the end of each semester

Middle/High School

- [Gradebook](#)
- Assignments
- Attendance Reports (customizable)
- Email Subscriptions (by class and assignments)

Middle and High School parents - sign up for grade reports [emailed automatically](#)

New password process for GUARDIANS ONLY

- [Add security questions.](#)
- [Reset your temporary password directions \(password expired\).](#)
- Need a password or log-in? [click here.](#)
- Forgot Password? [click here](#)

Change Password for new accounts:

1. Log in using temporary password -- [link here](#)
2. *This is a temporary password, may say your password has expired - click on "CLICK HERE to change your password"*
3. Create new password
4. Log back in to the same RapidIdentity system to set up challenge questions
5. Setting up challenge questions will help you in the future change your password or retrieve a forgotten password

Curriculum and Instruction Tools for staff and students

- [AR/STAR](#)
- [Destiny - Follett](#)
- [Discovery Education](#)
- [DRA](#)
- [Holt](#)
- [Naviance](#)
- [Pearson](#)

Pearson EasyBridge at home access requires a log in –

Depending on individual computer set up at home – students may need to add to their log in name the following

User name: Everett\ID#

- then network password (same password used to log on to a computer at school)

REPORTED ISSUES: If there is more than one Pearson user per household – you may need to delete cache and browsing history or use a different browser before the next user can log in. Chrome Incognito may also help alleviate this issue.

Learn how to [clear cache](#).